


## MENU <<APPLICATIONS>> APPDAILY



Appdaily is a new interactive online app you can browse in CTCTV Prime.


To activate the Appdaily, press  on your remote control. When you press the button, you will notice a loading icon in the bottom right corner of your TV. This means that the app is in the process of loading.

Once Appdaily has loaded on your screen, you will see your dashboard across the bottom of the screen. Here you can launch any app to give you the latest news, weather, and sports information.



## REMOTE CONTROL NAVIGATION

All navigation is controlled by the  and  buttons.

To launch an app, choose an icon and press .


## BASIC ON-SCREEN NAVIGATION BUTTONS

Some or all of the following buttons appear in the lower right corner of the apps and are used for basic navigation:

	Close apps
	Dashboard
	Full screen viewing mode
	Panel viewing mode
	Preferences

## TICKER


When passing over apps in the dashboard, a ticker will appear displaying either a description of the app or a small amount of in-app content.



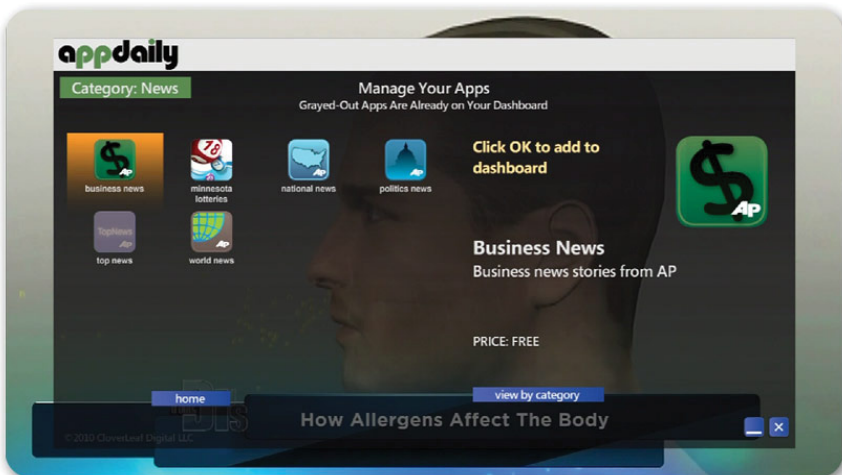
## APP STORE

The apps screen of the App Store allows the user to control which apps appear on their own dashboard.

1. To access the App Store, highlight the **APP STORE** icon and press **OK**.
2. Highlight **APPS** and press **OK**.



3. Select an app and press **OK**. Press **OK** again to add it to your dashboard.



*Note: If the app is already on your dashboard, the icon will be grayed-out.*