







THE MENU

Use the menu to access all the features available with CTCTV, including DVR, searching and more.

- Press  on your remote.
- Once in the **MENU**, use   on your remote to select a heading.



- Press  to activate your selected item.
- Press  to return to the last menu screen that you viewed.
- Use  to dismiss the screen and return to your TV program.

Here is a quick guide of the menu options:

Live TV

Watch live TV	Allows you to watch TV.
Guide	Accesses the channel guide.
Favorites	Accesses your favorites list.
Search	Allows you to easily find your favorite TV shows and actors.

THE MENU (continued)

Recorded TV

View recording	Lists all in-progress and completed recordings.
Scheduled	Lists all future recordings.
Add Recording	Allows you to record a program using search, the guide, or by manually entering the channel and recording time.

Video on demand

Video on demand	Not available at this time.
Current rentals	Not available at this time.
Search	Not available at this time.

Applications

Appdaily	An interactive, online app for current weather, news, and sports information.
CallerID management	Allows you to see your call history and contacts on your TV.
Tech setup	The technical setup of your CTC set-top box.

Settings

General	Allows you to turn system effects on or off, access system information and troubleshoot your connection.
Television	Allows you to customize your guide, favorites list, screen aspect ratio, and closed captioning (subtitles).
Audio	Allows you to activate descriptive video and change your surround sound settings.
Parental controls	Allows you to block programs by channel, rating, or content.
Restart system	Reboots your set-top box. All of your settings will be saved.

My Mediaroom

Photos and music	Not available at this time.
------------------	-----------------------------