





MENU <<LIVE TV>> GUIDE



To see what's on using the interactive program guide:

1. Press **GUIDE** to see your complete program listing. Then:

- Press  to scroll channels.
- Press  to move up/down a page at a time.
- Press  to scroll through the scheduled times.
- Press  to jump forward or back 24 hours.



2. Highlight a program to view more details.

- Press **OK** to watch the program if it is currently on. If it is not currently on, the program info screen will appear.
- Press  for viewing options and more information.
- Press  to record the program if you have CTCTV DVR.
- Press **GUIDE** to exit the guide and return to the program you were watching.