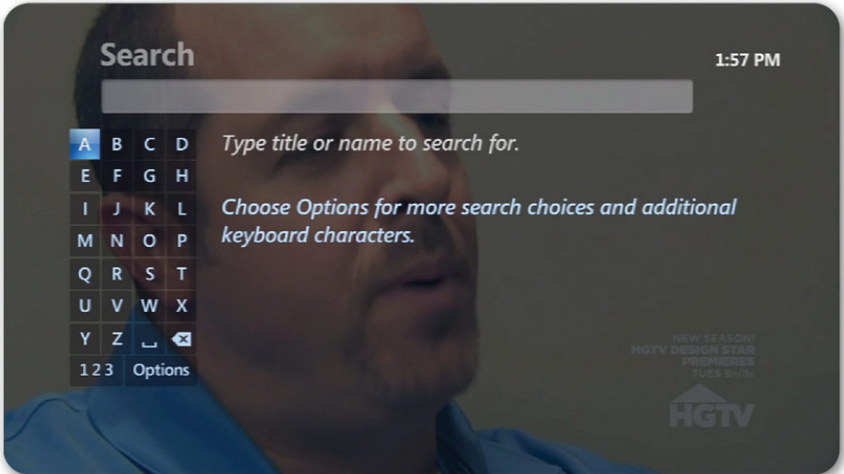


## SEARCH

1. Press **MENU**. Use **<** **>** select **<<LIVE TV>>**
2. Select Search and press **OK**.



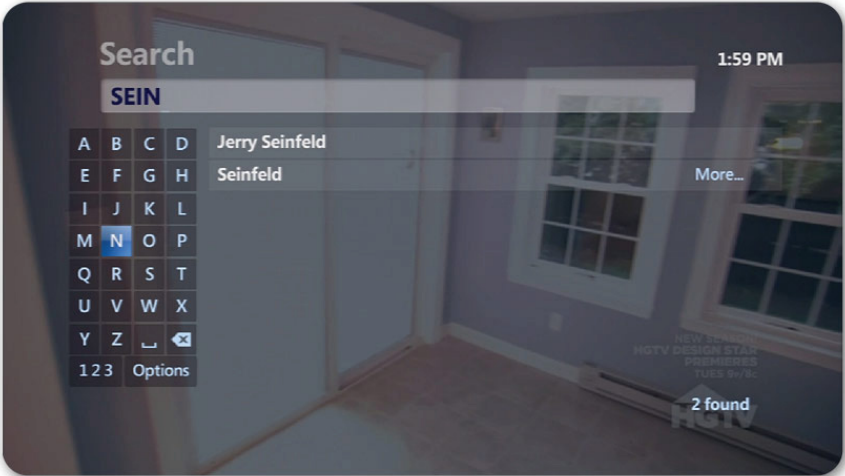
3. Use **<** **>** to select a letter on the on screen keyboard. Press **OK**.


*Note: To show the number keypad, use the arrow buttons to highlight the 123 button at the bottom of the screen. Press **OK**.*



*Tip: You can also access the search feature by pressing the **A** key on your remote.*



## SEARCH (continued)

4. A list of results will begin to appear as you are typing. The more letters you type, the better the results.



5. Press  repeatedly to tab over to the results list.

6. Highlight a title or name using the  arrows. Press .

- If you select a title, you can choose to record the program or watch it now if it's currently on.
- If you select a name, you'll see a list of programs with that actor or director. Select a title to view details. Press  to record or watch the program.
- If "More..." appears next to the title, a list of all programs with that title appears. Select a title from the list. Press  to record or watch the program.